

269 COSMO ARM DESK CHAIR – LOW BACK / HIGH BACK








269-DKB LB (ARM)



269-DKB HB (ARM)

OVERALL DIMENSIONS:

						
LOW	35-40.5	32	24	18-24	25.5-31	INCHES
HIGH	39.5-44.5	32	24	18-24	25.5-31	INCHES

DIMENSIONS ARE APPROXIMATE

YARDAGE:

COM: 1.5 yards per chair (based on based on plain, non-directional, no repeat textile)

SPECIFICATION:

- Chair frame, arms and base shall be constructed from chromed cast aluminum.
- Frame components are bolted together with upholstered seating area integrally fastened into the outer frame to conform to an ergonomic shape for better posture.
- Seat and back are 2.5” thick, with CAL 117 foam. The seat and back have quilted horizontal pattern.
- Arms are in cast Aluminum, attached to mains hell via screws.
- Knee tilt mechanism has a tension control and lock out feature with gas cylinder lift.
- Five prong base shall be constructed from chromed cast aluminum with chrome capped dual wheel casters. Casters are black.
- A memo sample of the COM/fabric is needed for approval prior to production.